

# Flamaster

www.flamasterusa.com

Project name: \_\_\_\_\_

Location: \_\_\_\_\_

Item#: \_\_\_\_\_ QTY: \_\_\_\_\_

Model#: \_\_\_\_\_

## Electric Griddle

### Model: FLM-G12-E



- 1" thick plate for heat distribution, Polished steel or chrome plate options available.
- Snap-action thermostat from 150° to 450°F.
- 3000/4000 watt (208V/240V) element each 12" of cooking surface.
- All stainless steel cabinet.
- Back and side splash guards fully welded to griddle plate.
- Adjustable stainless steel non-skid feet.
- Easy to remove 4 1/2 quart grease drawer with weep hole.
- This appliance is manufactured for commercial installation only, not intended for home use.
- 208/240V service for all models. All units must be hard-wired at installation for 1-phase & 3-phase service For supply connections use copper wire only, suitable for at least 90°C (194°F).
- An adequate ventilation system is required for Commercial Cooking Equipment.
- Require a 1" clearance at both side and rear adjacent to combustible construction.
- ETL c & us, ETL Sanitation listed.

**Toll Free: +1(800)373-8699**  
**flamaster@chefmindgroup.com**  
Address: 1189S Jellick Ave,  
City of Industry, CA 91748

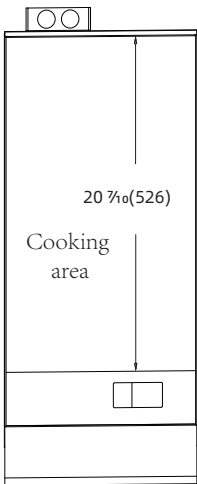
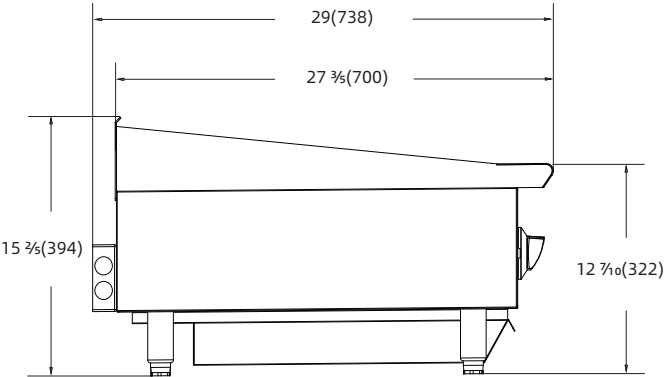
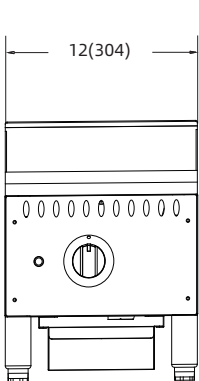


Electric Griddle

Model: FLM-G12-E

•ETL c & us, ETL Sanitation listed

MODEL	VOLTAGE	HEAT WATTS	OVERALL DIMENSIONS	NET WEIGHT	SHIPPING DIMENSIONS	Shipping Weight
FLM-G12-E	208V/240V	3,000/4,000	12 X 29 X 15 7⁄8	99 lbs.(45kg)	15 3⁄4 X 33 1⁄2 X 19 1⁄4	136 lbs.(62 kg)



1 YEAR PARTS WARRANTY



CHEFMIND GROUP INC.

SPECIFICATIONS SUBJECT TO CHANGE WITHOUT NOTICE