

Flamaster

www.flamasterusa.com

Project name: _____

Location: _____

Item#: _____ QTY: _____

Model#: _____

Gas Griddle - Manual Control

Model: FLM-G48-M



- Alpha brass control components.
- Stainless steel front, ledge, sides.
- Double wall insulated sides.
- 3/4" (19mm) griddle plate standard, 1" options.
- 30,000BTU (8.8KW)/Burner.
- "U" shape burners provide even heat distribution every 12".
- Back and side splash guards fully welded to griddle plate.
- Easy to remove 3-1/4" (82mm) grease drawer with "weepole" and baffle.
- Grease through is standard 4" spatula width.
- Griddle is fully serviceable from the front.
- Flue located on back of unit for ample ventilation.
- Adjustable stainless steel legs, non-skid feet.
- Flame failure protection options.
- One year parts and labor warranty.

Toll Free: +1(800)373-8699

flamaster@chefmindgroup.com

Address: 1189S Jellick Ave,
City of Industry, CA 91748

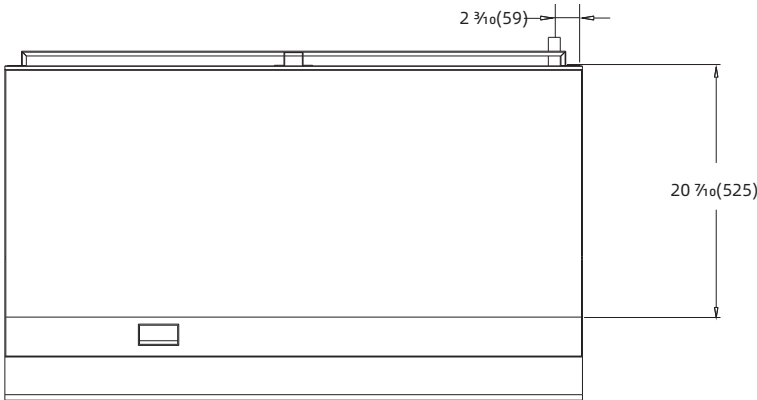
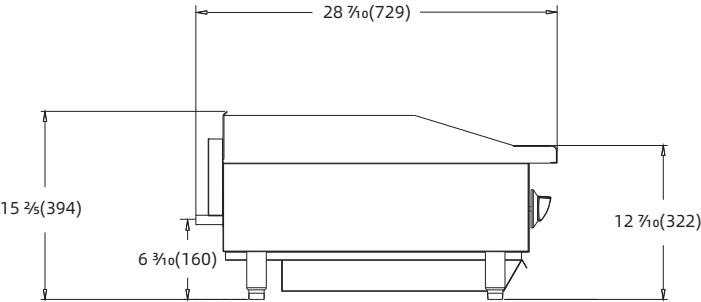
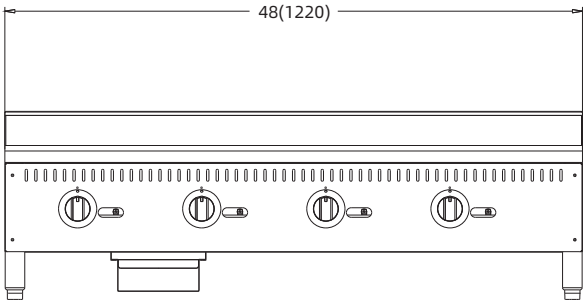


Gas Griddle - Manual Control

Model: FLM-G48-M

•CSA design certified NSF listed

MODEL	GAS TYPE	BURNERS	TOTA BTU	OVERALL DIMENSIONS	NET WEIGHT	PACKAGE SIZE	Shipping Weight
FLM-G48-M	Natural Gas / Liquid Propane	4	120,000	48 x 28 ⁷ / ₁₆ x 15 ³ / ₈	284 lbs.(129 kg)	51 ¹ / ₄ x 33 ¹ / ₂ x 19 ¹ / ₄	361 lbs.(164 kg)



1 YEAR PARTS WARRANTY

