

Flamaster

www.flamasterusa.com

Project name: _____

Location: _____

Item#: _____ QTY: _____

Model#: _____

Stock Pot Range

Model: FLM-SP-1



- *Stainless Steel front and Sides.*
- *Heavy Duty cast iron top grate(s).*
- *Three concentric ring burners per grate, 80,000 BTU total per section.*
- *Standing pilot ignition system.*
- *Two infinite heat controls per section.*
- *3/4" rear gas connection with regulator.*
- *Adjustable Stainless Steel legs.*
- *LP gas conversion kit included.*
- *Storage area in cabinet.*
- *LP gas conversion kit included.*
- *The unit offers a solution to a kitchen that has limited space.*
- *And requires a low work height for large pots and kettles.*
- *Two models, Single grate burner and double grate burner.*
- *Have galvanized crumb trays and a storage area below the panel.*
- *Two models, Single grate burner and double grate burner.*
- *Have galvanized crumb trays and a storage area below the panel.*

Toll Free: +1 800-373-8699

Email: flamaster@chefmindgroup.com

**Address: 1189S Jellick Ave,
City of Industry, CA 91748**

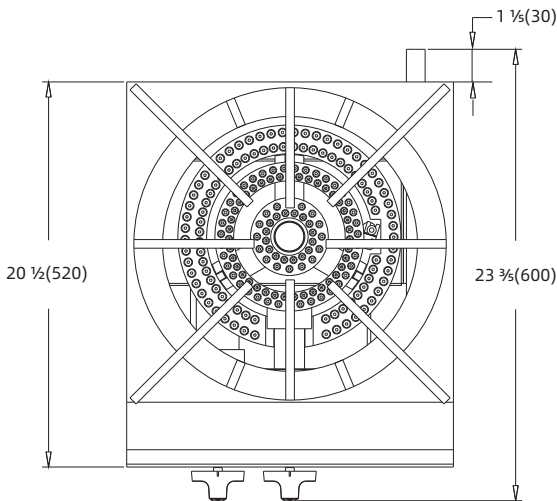
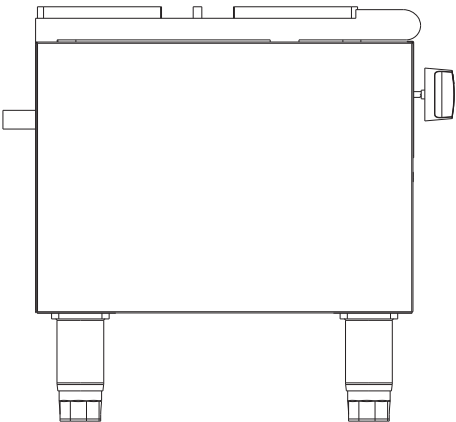
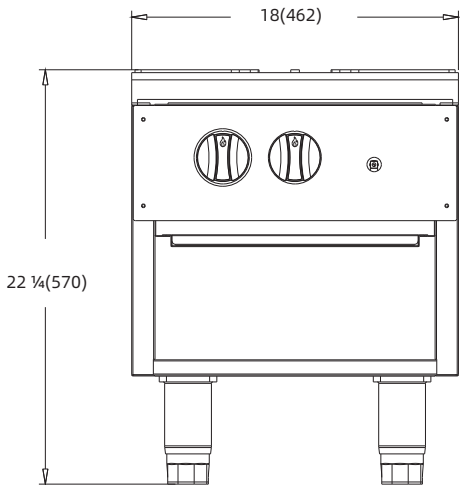


Stock Pot Range

Model: FLM-SP-1

•CSA design certified NSF listed

MODEL	GAS TYPE	TOTAL BTU	OVERALL DIMENSIONS	NET WEIGHT	PACKAGE SIZE	Shipping Weight
FLM-SP-1	Natural Gas / Liquid Propane	80,000	18" x 24 4/5" x 22 1/4"	88 lbs.(40kg)	19 7/10" x 25 1/5 x 21 7/10"	99 lbs.(45 kg)



1 YEAR PARTS WARRANTY

